

### **ATMS CORE 2.0.15 changes**

The new release of the ATMS CORE software was developed in August 2022. The following functions have been provided in the software for the various innovations, further development and bug fixing:

#### **Innovations:**

- New device type Toolbase EG with control via a USB port. These are security cabinets from Asecos. In order to use the new device type, the ATMS CORE "Devices" module must be licensed. Systems that have already licensed this module must carry out a "License RENEWAL" after the update in order to add the device to the system.

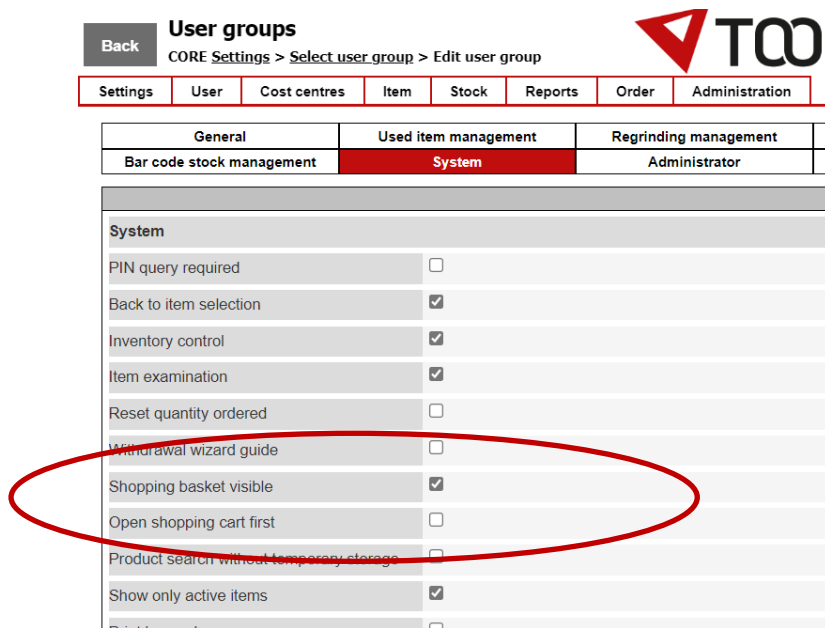


The advertisement features a dark blue background with a red banner at the top. The banner contains the 'asecos' logo on the left and the text 'Gefahrstoffe sicher lagern' on the right. Below the banner, the main title 'TYP-90-SICHERHEITSSCHRÄNKE' is displayed in large, bold, white letters, followed by the subtitle 'zur Integration in die TOOLBASE Tool Management Software ATMS CORE'. Three circular callouts highlight different views of the cabinets: a blue cabinet, an open yellow cabinet showing internal shelves with various containers, and a white cabinet with multiple drawers. At the bottom left is the 'TOOLBASE' logo, and at the bottom right are the words 'MODULAR', 'TRANSPARENT', and 'EFFIZIENT' stacked vertically.

# Update Information

## Further development:

- Extension of the user groups with the new permission "Open shopping cart first". This enables users to create items that can only be taken from a prepared shopping cart. After logging in, the software jumps to the shopping cart. The user can remove the items stored there. After removal, the user is logged out directly if the permission "Back to item selection" has not been set for the user group.



**User groups**  
CORE Settings > Select user group > Edit user group

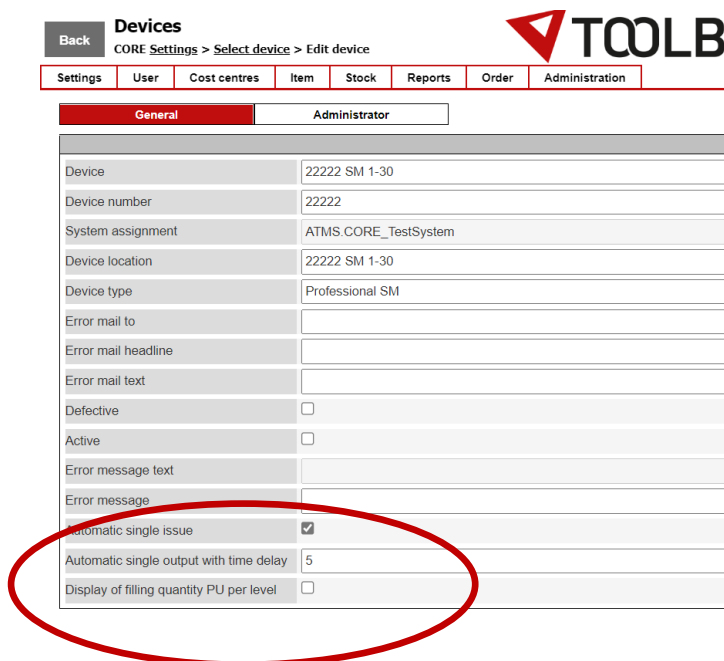
Settings | User | Cost centres | Item | Stock | Reports | Order | Administration

General	Used item management	Regrinding management
Bar code stock management	<b>System</b>	Administrator

**System**

PIN query required	<input type="checkbox"/>
Back to item selection	<input checked="" type="checkbox"/>
Inventory control	<input checked="" type="checkbox"/>
Item examination	<input checked="" type="checkbox"/>
Reset quantity ordered	<input type="checkbox"/>
Withdrawal wizard guide	<input type="checkbox"/>
Shopping basket visible	<input checked="" type="checkbox"/>
<b>Open shopping cart first</b>	<input type="checkbox"/>
Product search without temporary storage	<input type="checkbox"/>
Show only active items	<input checked="" type="checkbox"/>
Print barcode	<input type="checkbox"/>

- Extension of the Toolbase Professional SM with the option of switching the filling mask from quantity per compartment to quantity per level.





**Devices**  
CORE Settings > Select device > Edit device

Settings | User | Cost centres | Item | Stock | Reports | Order | Administration

General | Administrator


Device	22222 SM 1-30
Device number	22222
System assignment	ATMS.CORE_TestSystem
Device location	22222 SM 1-30
Device type	Professional SM
Error mail to	
Error mail headline	
Error mail text	
Defective	<input type="checkbox"/>
Active	<input type="checkbox"/>
Error message text	
Error message	
<b>Automatic single issue</b>	<input checked="" type="checkbox"/>
Automatic single output with time delay	5
Display of filling quantity PU per level	<input type="checkbox"/>

Display with quantity per compartment:

Administrator Achterberg 1


---


Filling a item: Item selection
Filling



---

22222 SM 1-30 ! Please close the drawer

<p> <b>Item number:</b> # CORE New  <b>Item number supplier:</b> Supplier CORE NEW  <b>Name of item:</b> CORE New  <b>Term 2:</b> Designation 1  <b>Term 3:</b> Designation 3  <b>Term 4:</b> Designation 4  <b>Bar code:</b> 123456789  <b>Price:</b> 0,00 €  <b>Inventory new:</b> 0  <b>Inventory used:</b> 0  <b>Maximum inventory:</b> 120  <b>Dimension:</b> Dimensions  <b>Colour code:</b> Color code  <b>DIN / ISO:</b> DIN / ISO  <b>Tool condition:</b> New                 </p>	<table border="1" style="width: 100%; border-collapse: collapse;"> <tr> <td colspan="2">22222 SM 1-30 / Drawer number 1</td> </tr> <tr> <td><b>Compartment number 1</b></td> <td>Filling: 10, Inventory: 10</td> </tr> <tr> <td><b>Compartment number 2</b></td> <td>Filling: 10, Inventory: 10</td> </tr> <tr> <td><b>Compartment number 3</b></td> <td>Filling: 10, Inventory: 10</td> </tr> <tr> <td><b>Compartment number 4</b></td> <td>Filling: 10, Inventory: 10</td> </tr> <tr> <td><b>Compartment number 5</b></td> <td>Filling: 10, Inventory: 10</td> </tr> </table>	22222 SM 1-30 / Drawer number 1		<b>Compartment number 1</b>	Filling: 10, Inventory: 10	<b>Compartment number 2</b>	Filling: 10, Inventory: 10	<b>Compartment number 3</b>	Filling: 10, Inventory: 10	<b>Compartment number 4</b>	Filling: 10, Inventory: 10	<b>Compartment number 5</b>	Filling: 10, Inventory: 10
22222 SM 1-30 / Drawer number 1													
<b>Compartment number 1</b>	Filling: 10, Inventory: 10												
<b>Compartment number 2</b>	Filling: 10, Inventory: 10												
<b>Compartment number 3</b>	Filling: 10, Inventory: 10												
<b>Compartment number 4</b>	Filling: 10, Inventory: 10												
<b>Compartment number 5</b>	Filling: 10, Inventory: 10												




Display with quantity per level:

Administrator Achterberg 1


---


Filling a item: Item selection
Filling

---

22222 SM 1-30 ! Please close the drawer

<p> <b>Item number:</b> # CORE New  <b>Item number supplier:</b> Supplier CORE NEW  <b>Name of item:</b> CORE New  <b>Term 2:</b> Designation 1  <b>Term 3:</b> Designation 3  <b>Term 4:</b> Designation 4  <b>Bar code:</b> 123456789  <b>Price:</b> 0,00 €  <b>Inventory new:</b> 0  <b>Inventory used:</b> 0  <b>Maximum inventory:</b> 120  <b>Dimension:</b> Dimensions  <b>Colour code:</b> Color code  <b>DIN / ISO:</b> DIN / ISO  <b>Tool condition:</b> New                 </p>	<table border="1" style="width: 100%; border-collapse: collapse;"> <tr> <td colspan="2">22222 SM 1-30 / Drawer number 1</td> </tr> <tr> <td colspan="2" style="text-align: center;">Number of compartments: 5 / Quantity per compartment   PU: 10</td> </tr> </table>	22222 SM 1-30 / Drawer number 1		Number of compartments: 5 / Quantity per compartment   PU: 10	
22222 SM 1-30 / Drawer number 1					
Number of compartments: 5 / Quantity per compartment   PU: 10					




Filling completed

# Update Information

- Extension of the input mask for withdrawals with additional setting options. The font size as well as the visibility of various fields can now be adjusted in the location in the colour settings tab.

[Back](#)
**Location**
Administrato

CORE Settings > Edit location



Settings	User	Cost centres	Item	Stock	Reports	Order	Administration
----------	------	--------------	------	-------	---------	-------	----------------

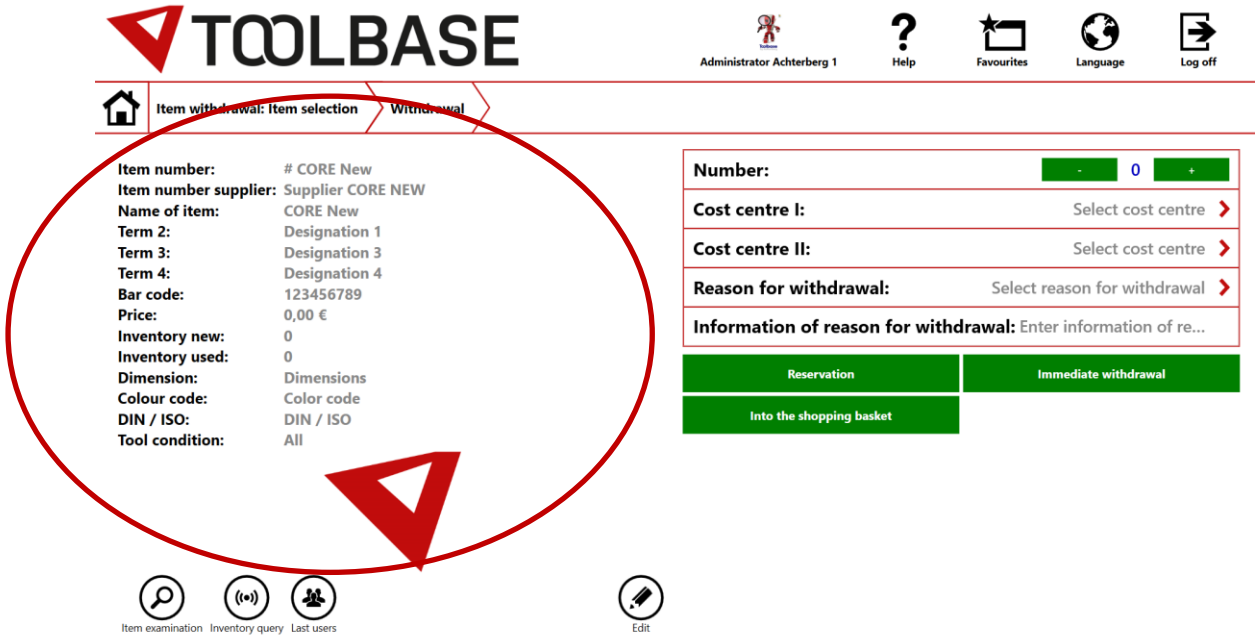
General	Transaction files	E-mail server	Tool manager	Supplier files	Administra
Loan tools	Buffer stock	Configure order file	Card reader	File transmission	Web service :
Design of the search fields	FTP server	Service works	Bar code printer	Colour settings	Lists of pa
Item group	Report	Import / Export	Balluff reader	Printer management	

Image title bar	C:\ATMS.CORE\Pics\weiß.png
Image login page background	C:\ATMS.CORE\Pics\Toolbase Hintergrund.png
Image start page ATMS Net	C:\ATMS.CORE\Pics\Toolbase Logo.png
Item background	<input type="text"/>
Item title	<input type="text"/>
Item description	<input type="text"/>

---

Warning icon	<input type="checkbox"/>
Status headings	<input type="checkbox"/>
Item Information Font size	20
Item number	<input checked="" type="checkbox"/>
Item number supplier	<input checked="" type="checkbox"/>
Name of item	<input checked="" type="checkbox"/>
Term 2	<input checked="" type="checkbox"/>
Term 3	<input checked="" type="checkbox"/>
Term 4	<input checked="" type="checkbox"/>
Bar code	<input checked="" type="checkbox"/>
Price	<input checked="" type="checkbox"/>
Inventories	<input checked="" type="checkbox"/>
Maximum inventory	<input checked="" type="checkbox"/>
Dimension	<input checked="" type="checkbox"/>
Colour code	<input checked="" type="checkbox"/>
DIN / ISO	<input checked="" type="checkbox"/>
Tool condition	<input checked="" type="checkbox"/>

The settings affect the display of the article information in the input mask:



**TOOLBASE** Administrator Achterberg 1 Help Favourites Language Log off

Item withdrawal: Item selection Withdrawal


**Item number:** # CORE New  
**Item number supplier:** Supplier CORE NEW  
**Name of item:** CORE New  
**Term 2:** Designation 1  
**Term 3:** Designation 3  
**Term 4:** Designation 4  
**Bar code:** 123456789  
**Price:** 0,00 €  
**Inventory new:** 0  
**Inventory used:** 0  
**Dimension:** Dimensions  
**Colour code:** Color code  
**DIN / ISO:** DIN / ISO  
**Tool condition:** All

**Number:** - 0 +  
**Cost centre I:** Select cost centre >  
**Cost centre II:** Select cost centre >  
**Reason for withdrawal:** Select reason for withdrawal >  
**Information of reason for withdrawal:** Enter information of re...

[Reservation](#) [Immediate withdrawal](#)  
[Into the shopping basket](#)

[Item examination](#) [Inventory query](#) [Last users](#) [Edit](#)

Example of a changed setting:



**TOOLBASE** Administrator Achterberg 1 Help Favourites Language Log off

Item withdrawal: Item selection Withdrawal

**Item number:** # CORE Neu  
**Name of item:** CORE New  
**Inventory new:** 0  
**Inventory used:** 0  
**Tool condition:** All

**Number:** - 0 +  
**Cost centre I:** Select cost centre >  
**Cost centre II:** Select cost centre >  
**Reason for withdrawal:** Select reason for withdrawal >  
**Information of reason for withdrawal:** Enter information of re...

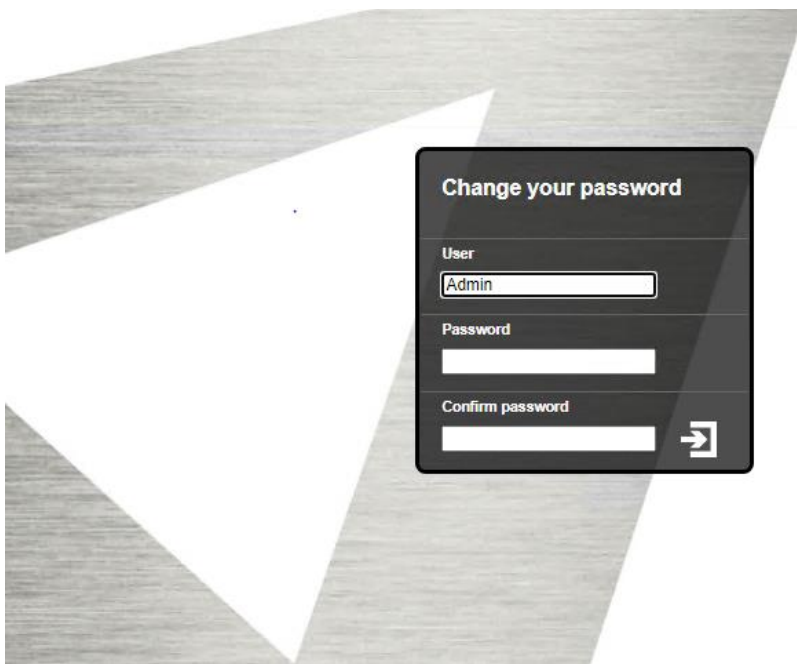
[Reservation](#) [Immediate withdrawal](#)  
[Into the shopping basket](#)

[Item examination](#) [Inventory query](#) [Last users](#) [Edit](#)

## Update Information

---

- Extension of the "Cloud Login" function so that when activated, all users who are allowed to administer externally are automatically switched to the current password/PIN combination. The content of the "Password" field is transferred to the "Cloud Login Name" field and the content of the "PIN" field to the "Cloud Login Password" field. When logging on to the system for the first time, users must then change this to a valid password that corresponds to the set password guidelines.  
Note: Switching to "Cloud Login" is only supported for systems that have licensed an unlimited number of external accesses.



The image shows a dark-themed dialog box titled "Change your password" overlaid on a background of a large, stylized white arrow pointing right. The dialog box contains three input fields: "User" with the text "Admin", "Password", and "Confirm password". A white arrow icon is positioned to the right of the "Confirm password" field.

### **Bugfixing:**

- Fixed the problem that only 25 favorites were visible when the favorites management was activated and the number of favorites was set to "All". All favorites that match the display rule are now displayed. The favorites are displayed in descending order (from high to low) according to the number of withdrawal postings per user and article in the last 90 days.
- Fixed the problem that key compartments on the device type Toolbase AR 18-X were not locked again after a key was put back.
- Fixed the problem that an incorrect visualization was displayed for certain types of flap frame in the predefined configurations of the device type Toolbase Professional EL with flap.
- Fixed the problem that the text attachment for e-mails from the ATMS.CORE.exe.config (entry: <add key="AttachToSubjectLine" value="ABCD" />) for all e-mail subject lines was not adopted by the file dispatch.
- Fixed the problem that when changing a storage location in the compartment visualization, the item was only duplicated but not moved.
- Fixed the problem that some of the product group icons were greyed out after a removal.
- Fixed the problem that the language set for the title of the order file was not adopted from the location.
- Revision of the translation file. Fixed various text and translation errors.